

# SHADOWFX™ SDC

## CHENILLE WARP

ANSI, FAA and IEC compliant

**SHADOWFX SDC — CONSTRUCTED OF PREMIUM BRANDED YARN FOR DEMANDING ESD APPLICATIONS AND 24/7 ENVIRONMENTS.**




100216 Retrospective

19.69" 24"



100217 Flash Back

19.69" 24"



100214 Repetitions

19.69" 24"




100215 Yesterday

19.69" 24"

**ShadowFX ESD carpet tile is made by an industry leader in the development of flooring made using recycled materials and 100% Carbon Neutral for the total life cycle.**





# SHADOWFX™ SDC CHENILLE WARP

## Benefits

Meets GroundSafe criteria for use around operational electronics, computers and telecommunications equipment.

- Lifetime static control
- Multiple height tip shear loops eliminate unsightly seams
- Ideal for installation over bare concrete and access floors
- 61% recycled content (59% post-industrial, 2% post-consumer)
- Certified Carbon Neutral Floors™
- Green Label Plus – Certified



## Meets the following standards:

- Motorola R56 : For use in 9-1-1 dispatch facilities
- FAA STD 019f: For flight control applications
- NFPA 99: For use in healthcare facilities
- ASTI-0600321.2015: For telecommunications rooms
- ANSI/ESD S20.20-2014: For electronics handling



Floating ShadowFX carpet tile installed over access flooring

## ShadowFX Floating Floors

### INSTALL OVER ANY EXISTING HARD SURFACE – AN IDEAL OPTION FOR OCCUPIED WORKSPACES

Create a floating floor by positioning Shadow FX carpet tiles over GroundBridge®, then join tile corners with TacTiles®.

- No VOCs — no need to shuffle employees to different work areas or endure downtime and disruptions.
- No need to remove furniture. Just lift desk and consoles and place tiles in designated spaces.
- No glue, no mess — easy, fast, clean installations & tile replacement.

## SPECIFICATIONS

**Construction:** Tufted textured loop

**Yarn weight:** 17 oz./sq. yd.

**Fiber Modification Ratio:** 1.7 to 1.9

**Sizes:** 19.69" x 19.69", available in 24" x 24", PosiTile-compatible with Tate Access Floors

### Electrical resistance:

#### ESD S7.1/NFPA 99 Resistive Characterization of Materials:

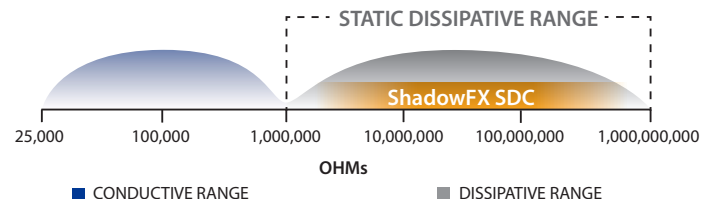
Nine or more readings between electrodes placed 1 foot apart. Tested with an applied voltage of 100V. Measured in Ohms,  $1.0 \times 10^6 - 1.0 \times 10^9$ . Meets Motorola R56 and ATIS-0600321 for use in telecommunications applications. Meets FAA STD 019f for use in flight control applications.

#### Approved for EPAs per ANSI/ESD S20.20

- System resistance per ANSI/ESD S97.1  $< 3.5 \times 10^7$
- Charge generation per ANSI/ESD S97.2  $< 100$  volts

**Roller Caster Electrical Test (CET) proven.** Product meets ANSI/ESD S20.20 after 125,000 cycles.

## Static Dissipative for ESD Safety



Quarter Turn



Brick

Installation Method



ESD Messaging Tiles Available



Visit Webpage